

East Side Union High School District Day 2 Filling up our toolbox!

Sylvia F. Diehl, Ph.D., CCC-SLP
University of South Florida (retired)
sdiehl@usf.edu



COMIC STRIP CONVERSATIONS

2

COMIC STRIP CONVERSATIONS

- **What is a comic strip conversation**
 - **Developed by Carol Gray (the same person who did social stories)**
 - **A conversation between two or more people that uses simple drawings.**
 - **It is a permanent representation so respect must be given to the child's wishes**

WHY USE COMIC STRIP CONVERSATIONS?

- **Predictable framework to relate events**
- **Visual sequence to communication**
- **Reduces anxiety**
- **Focuses attention on important social issues**
- **Allows child to see multiple perspectives**

THE CARTOON

1 Where are you? (Draw yourself)	2 Who else is here? (Draw the other people)	3 What are you doing? (Draw what you were doing)	4 What happened? What did others do? (Draw what happened.)
5 What did you say? (Write what you said.)	6 What did others say? (Write what others said.)	7 What did you think when you said that? (Write what you were thinking)	8 What did others think when they said/did that? (Write what others were thinking.)

SYMBOLS

- **Everyone talking at once or in unison**
- **Listen as part of a group**
- **Interrupt when someone is still talking**
- **LOUD or quiet words**
- **talk (words people say)**
- **listen**
- **thoughts**

COMIC STRIP CONVERSATIONS (GRAY, 1994)

Some Symbols



talk



interrupt

LOW
quiet



think



listen as part of a
group



COLOR

- **Color is used to identify emotional content.**
 - **Green-good, happy, friendly**
 - **Red-bad, teasing, anger, unfriendly**
 - **Blue-sad, uncomfortable**
 - **Brown-comfortable, cozy**
 - **Purple-proud**
 - **Yellow-frightened**
 - **Black-facts things we know**
 - **Orange-questions**
 - **Combination of colors confused**

LAST STEP


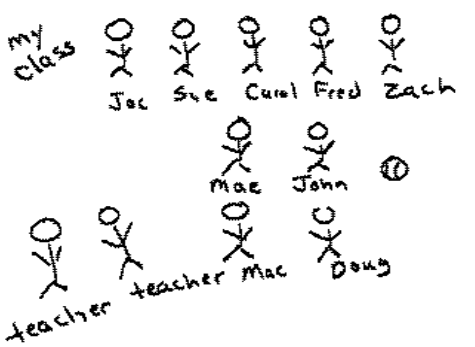
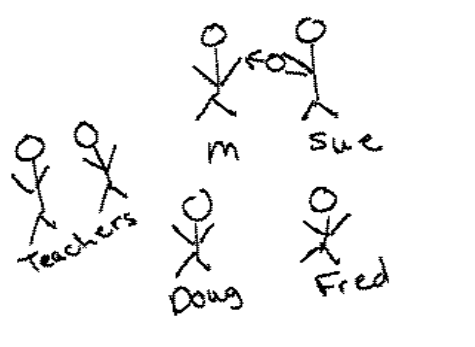




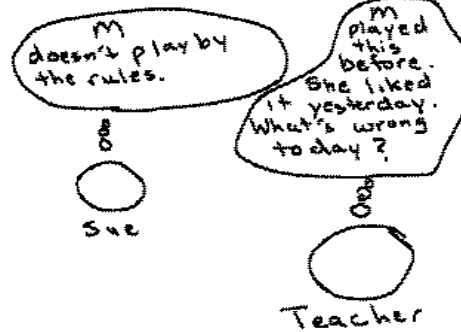
- **Conversation is summarized by the student with or without help**
- **Ideas are place in writing**
- **Pros and cons of a solution are identified on paper (or)**
- **Possibly a social story is presented**
- **Can be used to talk about future events.**

CASE EXAMPLE

- **Michaela**
 - **10th grader**
 - **Fully included**
 - **Did well except for occasional blow-ups that seemed to make no sense to her teachers**
 - **Particular trouble in P.E.**
 - **This conversation with her was enlightening**



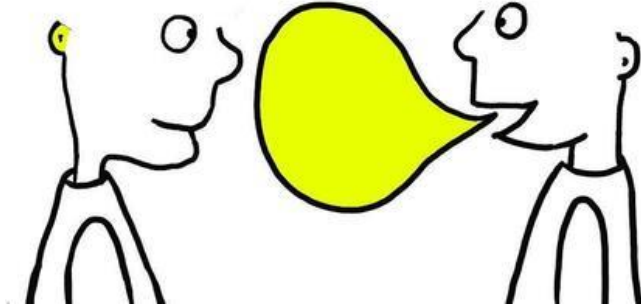
Comic Strip Conversations

<p>Where are you? (Draw yourself)</p> 	<p>Who else is here? (Draw the other people.)</p> <p>my class</p> 	<p>What are you doing? (Draw what you were doing)</p> 	<p>What happened? What did others do? (Draw what happened.)</p> 
<p>What did you say? (Write what you said.)</p> 	<p>What did others say? (Write what others say.)</p> 	<p>What did you think when you said that?</p> 	<p>What did others think?</p> 
<p>Plan:</p>			



APPLICATIONS IN SCHOOL

- **Problem solving what happened and laying framework for future problem solving like social stories**
- **Talking about anxious or uncertain feelings**
- **Taking about what will happen**
 - **Transitions to new schedules or teachers or schools**
 - **Walking to classes**
 - **Lunchroom expectations**
 - **Physical education expectations**
 - **Cafeteria expectations**
 - **Classroom expectations**



WITH YOUR SHOULDER PARTNER WRITE A COMIC STRIP CONVERSATION WITH ERIC THAT EXPLAINS WHAT HAPPENED IN THE ASSEMBLY (ONE SHOULD BE ERIC AND ONE SHOULD BE THE COMMUNICATION PARTNER)



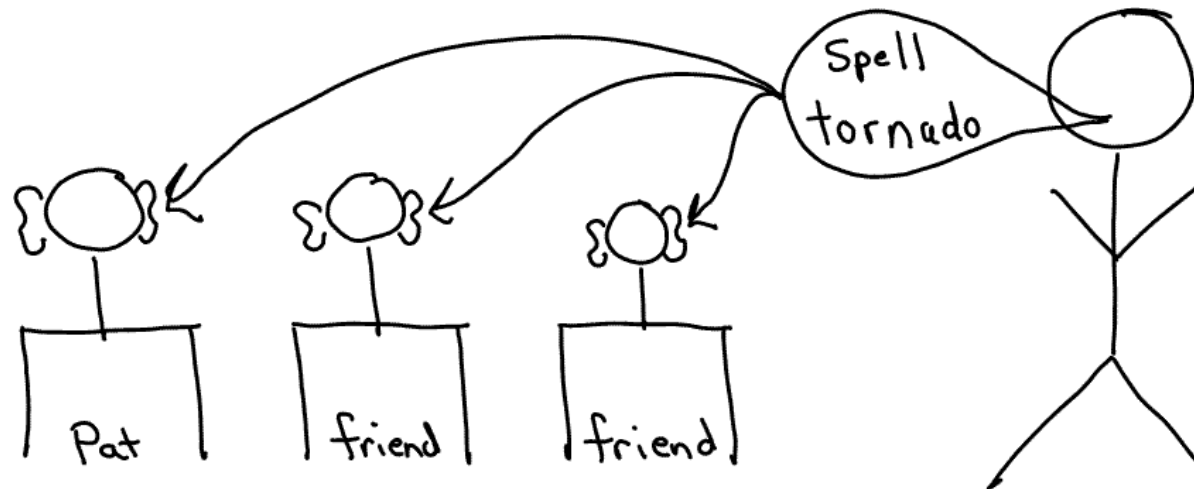
SUMMARY

- **Comic strip conversations are useful for relating events, clarifying social situations, and depicting future events**
- **Provides a visual framework for conversation**
 - **Reduces anxiety**
 - **Increases social awareness**
 - **Clarifies events**
- **They are a permanent record so respect must be taken**

COMIC STRIP CONVERSATION SYMBOLS IN A SOCIAL STORY


At school, my teachers talk to me to give me new information and give me directions. My teachers talk to my friends to give them new information and to give them directions.

It is important for me to hear my teacher's words. It is important for my friends to hear my teacher's words. Here is an example:



COMIC STRIP CONVERSATION SYMBOLS IN A SOCIAL STORY

If I interrupt, the words bump into each other and get confused. Here is an example:



COMIC STRIP CONVERSATION SYMBOLS IN A SOCIAL STORY

If I raise my hand in class, my teachers will know I want to say something. They will finish talking and then call my name so I can tell them what I was thinking.

